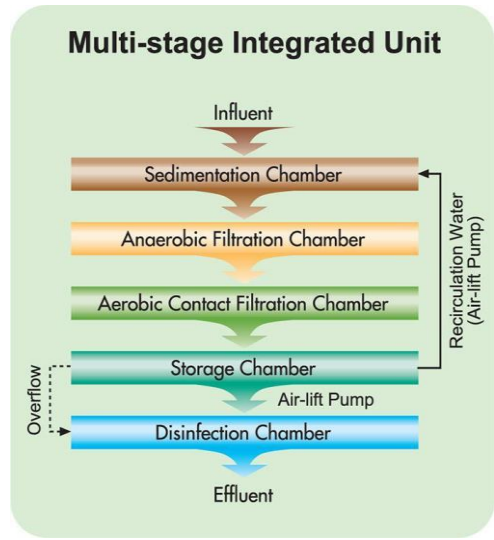
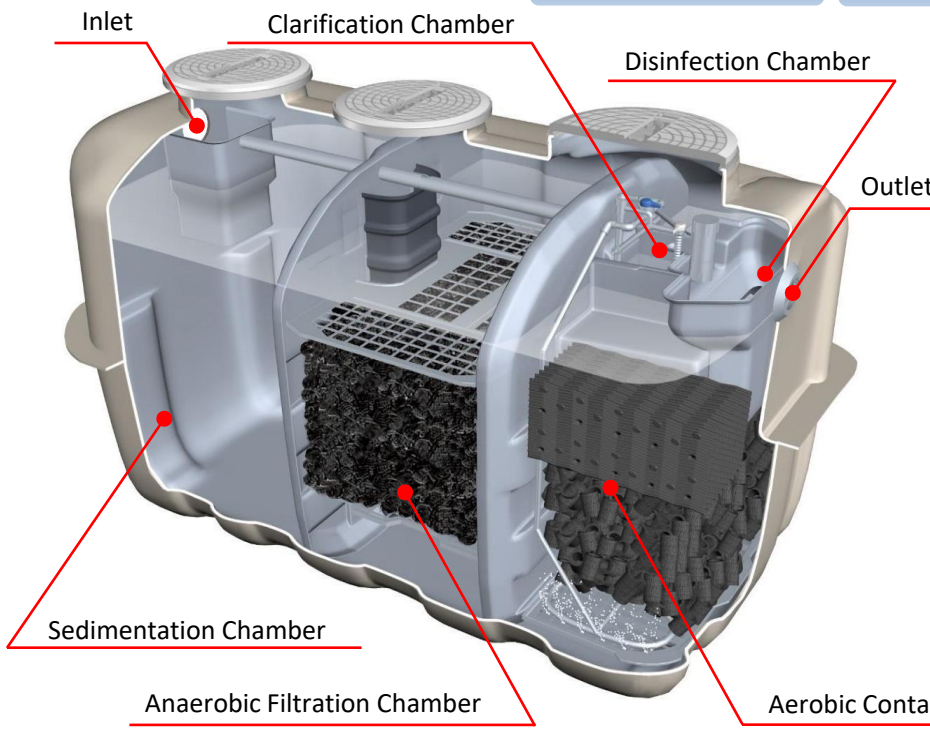


CE Commercial System

Secondary Quality

4,000 & 6,000 L/day



Light Weight & Compact

Scalability and Adaptability

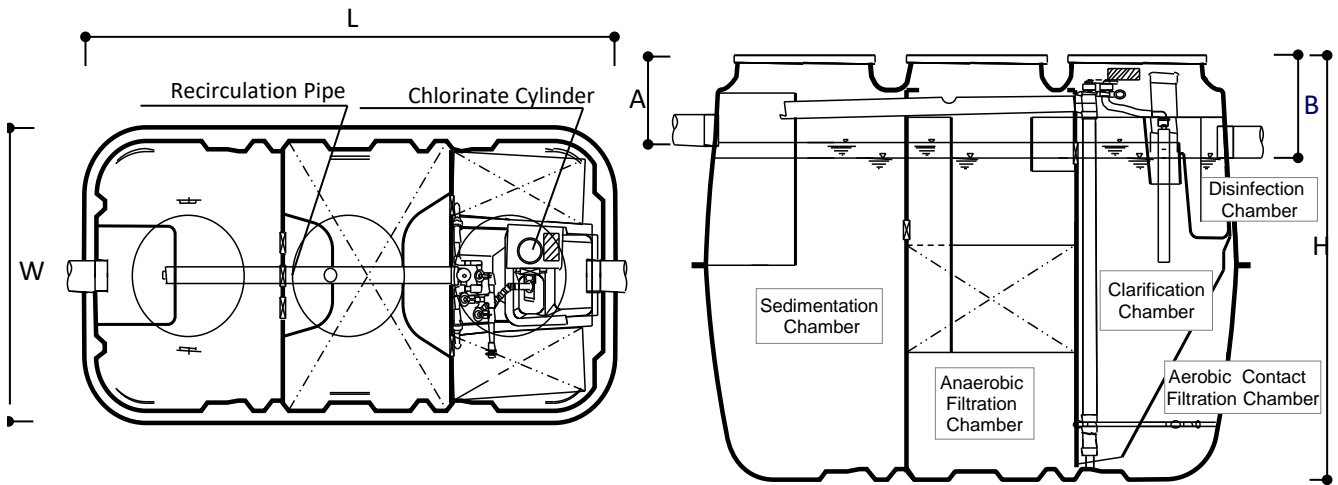
This small and compact unit has been specifically designed using advanced Japanese engineering technologies to achieve maximum operational efficiency without leaving a large footprint on the environment. Due to its light weight and compact design, the Fuji Clean commercial system is extremely easy to transport and install.

CE systems can easily be customised according to site requirements. CE systems can be installed easily at various types of sites which are not connected to municipal sewage supply; including mining sites, caravan parks, resorts, remote islands, service stations, schools, tourist cabins, community housing and other similar projects.

Fuji Clean Australia

With over 60 years of experience, Fuji Clean is one of the world's leading manufacturers of high efficiency wastewater treatment systems with over 2 million systems (both domestic and commercial) installed around the world.

Schematics



Water Quality Specifications

Designed Hydraulic Loading:	4.200L/day (CE4200) 6,000L/day (CE6000)	Effluent Quality*:	BOD 20mg/L or less SS 20mg/L or less TN 20mg/L or less
Treatment Method:	Contact Filtration Bed Process		

**Dependent on influent quality*

FujiClean CE4200 - Model Specifications

Equivalent Person (EP):	21	Dimensions(mm)	
Daily Hydraulic Loading (L):	4,200	Max Width (W):	1,840
Sedimentation Chamber:	3,169	Max Length (L):	3,880
Anaerobic Filtration Chamber:	3,177	Max Height (H):	2,065
Aerobic Contact Filtration Chamber:	1,431	Inlet Invert (A):	400
Clarification Chamber:	703	Outlet Invert (B):	450
Disinfection Chamber:	44	Inlet Pipe Nominal Size (mm):	100
Total Volume:	8,524	Outlet Pipe Nominal Size (mm):	100
Weight (kg)	530		
Corresponding Air Blower	MAC150		
Materials	Fibreglass Reinforced Plastic (FRP)		

FujiClean CE6000 - Model Specifications

Equivalent Person (EP):	30	Dimensions(mm)	
Daily Hydraulic Loading (L):	6,000	Max Width (W):	1,990
Sedimentation Chamber:	4,520	Max Length (L):	4,665
Anaerobic Filtration Chamber:	4,511	Max Height (H):	2,215
Aerobic Contact Filtration Chamber:	2,006	Inlet Invert (A):	400
Clarification Chamber:	1,009	Outlet Invert (B):	450
Disinfection Chamber:	64	Inlet Pipe Nominal Size (mm):	100
Total Volume:	12,110	Outlet Pipe Nominal Size (mm):	100
Weight (kg)	700		
Corresponding Air Blower	MAC200		
Materials	Fibreglass Reinforced Plastic (FRP)		